

XPM6 Miniature pressure sensor



- Sealed and gauge ranges
100 to 1000 bars [1500 to 150 000 psi]
- Stainless steel housing
- High level output in option
- For static and dynamic applications
- Linearity $\pm 0.25\%$ F.S.

DESCRIPTION

The XPM6 is a miniature transducer designed to measure static and dynamic pressure under a wide variety of conditions, including hostile environments. It is made of stainless steel and is available in ranges from 0-100 to 0-1000 bar [1500 to 15 000 psi]. Option "MH" provides extra protection against temperature flashes up to 1000 ° C [1832 ° F].

The XPM6 incorporates Measurement Specialties' cutting edge SanShift™ technology, which virtually eliminates zero shifts caused by installation torque.

The XPM6's sensing element is a fully temperature compensated Wheatstone bridge made with high stability micro-machined silicon strain gauges.

With many years of experience as a designer and manufacturer of sensors, Measurement Specialties, Inc. has the expertise to customize and/or design sensors for specific uses and testing environments. To meet your needs we also offer complete turnkey systems. Our conditioning electronics can power the sensor, amplify the electronic signal, and display the data digitally. A turnkey measurement system arrives with matched components, formatted, calibrated and ready for your immediate use.

FEATURES

- M6 thread
- Flush Diaphragm
- For Static and Dynamic Applications
- High Level Tension Output Available
- Low Installation Torque Sensitivity

APPLICATIONS

- Explosion test benches
- Extreme Miniature Devices
- Robotics and actuators
- Breaking system pressure
- Laboratory and research

STANDARD RANGES

Range in bar	0-100	0-200	0-500	0-1000
Range in psi	0-1500	0-3k	0-7500	0-15000

XPM6 Miniature pressure sensor

CHARACTERISTICS

Ambient Temperature: 20±1°C (unless otherwise specified)

Parameters	
Operating Temperature Range (OTR)	-40 to 120 ° C [-40 to 248 ° F]
Compensated Temperature Range (CTR)	0 to 60 ° C [32 to 140 ° F]
Zero Shift in CTR	<2% F.S./60 ° C [/108 ° F] - <7% for 2bar [30psi] model
Sensitivity Shift in CTR	<2% of reading /60 ° C [/108 ° F]
Range (F.S.)	See standard ranges table
Tightening Torque	
Nominal (zero and sensitivity shift <1%)	5 N.m [44 Lbf.in]
Maximal	10 N.m [88 Lbf.in]
Over-Range	
Without Damage	2x F.S
Without Destruction	3xF.S.
Accuracy	
Linearity	±0.25% F.S.
Hysteresis	±0.25% F.S
Repeatability	±0.2% F.S

Electrical Characteristics

Model	XPM6
Power Supply	10 Vdc
F.S. Output	100 mV typical
Zero Offset	<±10 mV
Input Impedance	1500 Ω
Output Impedance	800 Ω
Insulation under 50Vdc	≥100 MΩ

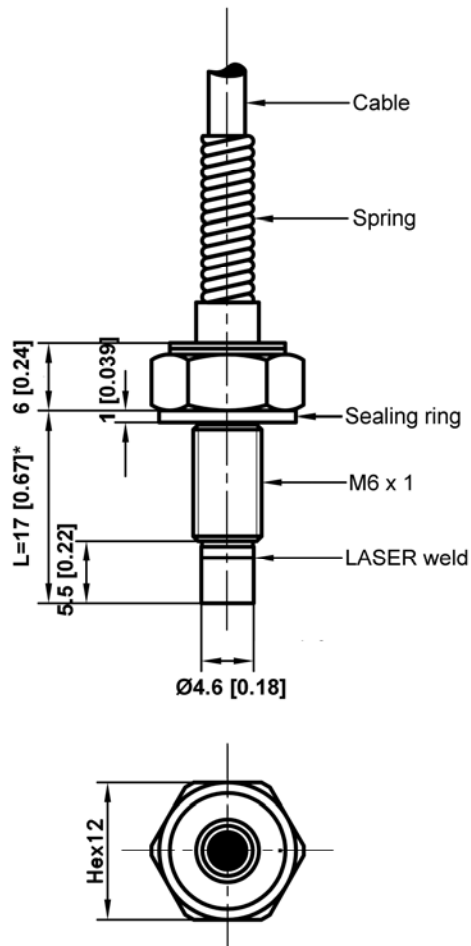
Notes

1. Electrical Termination: Shielded Ø3 mm Silastene cable with 4 Teflon wires (AWG30), standard length 2.0 m [6.6 ft] with strain relief spring
2. Material: Body and flush diaphragm in stainless steel; laser welded
3. Protection Index: IP50
4. Resonance Frequency: 200-750kHz depending on range
5. Self-centered, sealing ring

XPM6 Miniature pressure sensor

DIMENSION & WIRING SCHEMATIC (IN METER AND IMPERIAL)

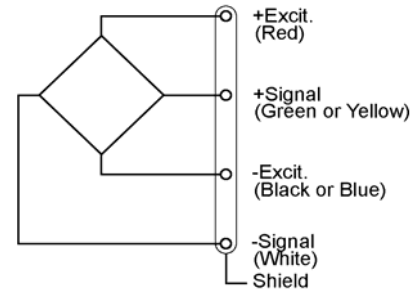
XPM6



Custom length $L = 9$ to 20 mm [0.35" to 0.79"] on request.

Wiring Schematic

XPM6




XPM6 Miniature pressure sensor

OPTIONS

G : Gauge
S : Sealed Gauge
HA : Accuracy (CNL&H) $\leq \pm 0.25\%$ F.S.
SI : Sensitivity shift in CTR $\leq 1\%$ of reading / 60°C [108°F]
ZI : Zero shift in CTR $\leq 1.5\%$ F.S. / 60°C [108°F]
ET1 : CTR -20 to 100°C [-4 to 212°F]
ET3 : CTR -40 to 150°C [-40 to 302°F] OTR=CTR
LC"x" : Additional Cable length in meter ("x" = custom value)

ORDERING INFORMATION

XPM6 - 1KBS - /ET1/LC "x"



NORTH AMERICA

Measurement Specialties Inc.
1000 Lucas Way
Hampton, VA 23666
USA
Tel: 1-757-766-1500
Fax: 1-757-766-4297
pvg.cs.amer@meas-spec.com

EUROPE

Measurement Specialties
(Europe), Ltd.
26 Rue des Dames
78340 Les Clayes-sous-Bois,
France
Tel: +33 (0) 130 79 33 00
Fax: +33 (0) 134 81 03 59
pfg.cs.emea@meas-spec.com

ASIA

Measurement Specialties
(China), Ltd.
No. 26 Langshan Road
Shenzhen High-Tech Park (North)
Nanshan District, Shenzhen
518107
China
Tel: +86 755 3330 5088
Fax: +86 755 3330 5099
pfg.cs.asia@meas-spec.com

The information in this sheet has been carefully reviewed and is believed to be accurate; however, no responsibility is assumed for inaccuracies. Furthermore, this information does not convey to the purchaser of such devices any license under the patent rights to the manufacturer. Measurement Specialties, Inc. reserves the right to make changes without further notice to any product herein. Measurement Specialties, Inc. makes no warranty, representation or guarantee regarding the suitability of its product for any particular purpose, nor does Measurement Specialties, Inc. assume any liability arising out of the application or use of any product or circuit and specifically disclaims any and all liability, including without limitation consequential or incidental damages. Typical parameters can and do vary in different applications. All operating parameters must be validated for each customer application by customer's technical experts. Measurement Specialties, Inc. does not convey any license under its patent rights nor the rights of others.