

EPB Series



- **Stainless Steel Pressure Sensor**
- **Flush diaphragm**
- **General media**
- **Designed for static or dynamic measurements**
- **Small size**

DESCRIPTION

EPB is a small pressure probe sensor, small profile, stainless steel, flush mount transducer designed for general media. EPB is offered in pressure ranges from 0-5 to 5000 psi (0-0.35 to 350 bar), vented, sealed, and absolute pressure. EPB's overall diameter can be as small as 3.2 mm (0.125") Resonant frequency 55 through 400 kHz makes it suitable for both static and dynamic measurements. Various compensated temperature ranges are available from -40°C up to 90°C.

FEATURES

- Available ranges 0-5 to 5000 psi (0-0.35 to 350 bar)
- Stainless Steel Construction
- Resonant frequency 55 through 400 kHz
- Non repeatability : 0.25% FSO
- CE approved

APPLICATIONS

- General lab. testing
- Robotics and machine control
- Marine and Flight testing
- Automotive testing

STANDARD RANGES

Pressure ranges		Pressure Reference			Pressure Limit	Resonant Frequency ⁽¹⁾ (nom.)	Output "FSO" (nom.)	CNL&H (%FSO)	Thermal Zero Shift "TZS" (/50°C)
(BAR)	(PSI)	gage (type1)	sealed (type2)	abs. (type3)					
0.35	5	•	•	•	10 x FS	55 KHz	10 mV	± 1%	± 1mV
0.7	10	•	•	•	5 x FS	55 KHz	20 mV	± 1%	± 1mV
1	15	•	•	•	3.5 x FS	55 KHz	30 mV	± 1%	± 1mV
1.5	25	•	•	•	2 x FS	55 KHz	50 mV	± 1%	± 2% FSO
3.5	50	•	•	•	2 x FS	60 KHz	75 mV	± 1%	± 2% FSO
7	100	•	•	•	2 x FS	70 KHz	125 mV	± 0.75 %	± 1.5 % FSO
15	250	•	•	•	2 x FS	100 KHz	125 mV	± 0.5 %	± 1.5 % FSO
35	500	•	•	•	2 x FS	150 KHz	125 mV	± 0.5 %	± 1.5 % FSO
70	1000	•	•	•	2 x FS	200 KHz	125 mV	± 0.5 %	± 1.5 % FSO
150	2500	•	•	•	2 x FS	300 KHz	125 mV	± 0.5 %	± 1.5 % FSO
350	5000	•	•	•	2 x FS	450 KHz	125 mV	± 0.5 %	± 1.5 % FSO

Note 1: useful frequency is 20% of Resonant Frequency

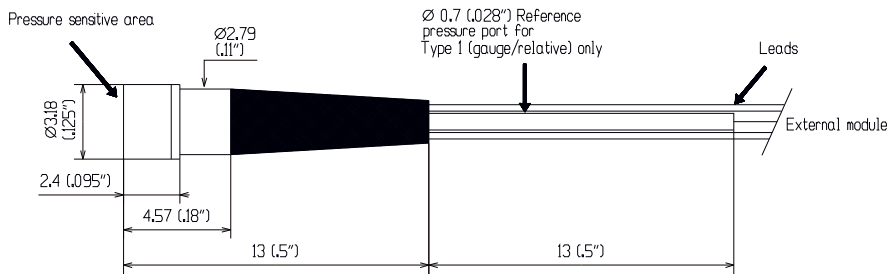
EPB Series

PERFORMANCE SPECIFICATIONS

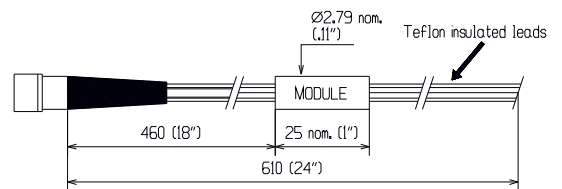
PARAMETERS	VALUES	NOTES
Supply Voltage	10VDC	See option table for other Voltages
Input Resistance	1200Ω nom.	
Output Resistance	350Ω nom.	
Non-Repeatability	± 0.25 % FSO	
Thermal Sensitivity Shift "TSS"	±2%/50°C	
Operating Temperature	-40°C to 120°C	
Compensated temperature	20°C to 80°C	See option table for other Temperatures
Zero Offset at 23°C	± 10 mV	
CE conformance according to	EN 61010-1, EN 50081-1, EN 50082-1	

DIMENSIONS

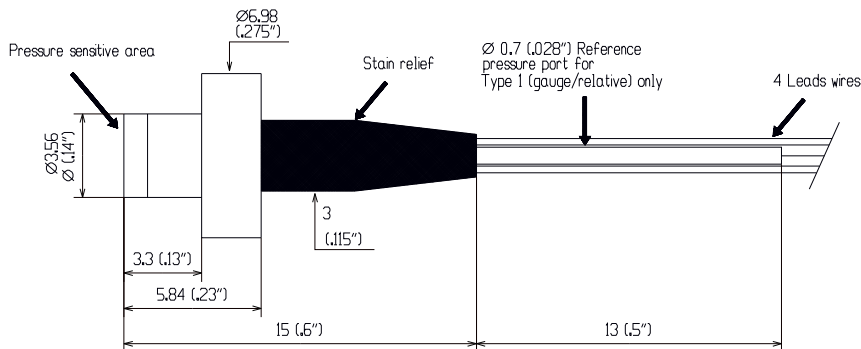
EPB-B0



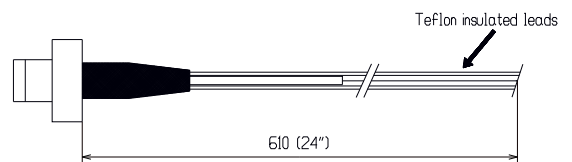
WIRING



EPB-C1



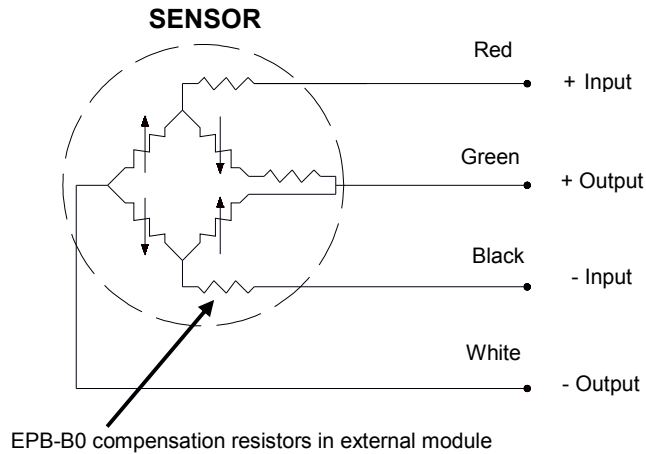
WIRING



Dim : mm (inches)

EPB Series

CONNECTIONS & INSTALLATION



OPTIONS AND ACCESSORIES

OPTIONS	CODES	DESCRIPTIONS
Compensated Temperature Ranges	Z0	-40°C to 20°C
	Z1	-20°C to 40°C
	Z2	0°C to 60°C
	Z4	40°C to 90°C
	Z*	Non-standard, contact MEAS
Supply Voltage	V00	Replace "00" with Voltage between 1 and 10. If less than 10, Sensitivity FSO will decrease accordingly
	V*	Non-standard Excitation with standard FSO and non-standard TSS, contact MEAS
Special Cable Length	L00F	Replace "00" with total length in feet
	L00M	Replace "00" with total length in meters
Special Module Location for EPB-B0	M00F	Replace "00" with distance between sensor and module in feet
	M00M	Replace "00" with distance between sensor and module in meters
Waterproofing Cable Exit (only for model EPB-C1 sealed or absolute)	X	Short Term Waterproofing
Connector Wired to Leads or Cable	C	Microtech type male or equivalent (w/o mate)
	RS	RJ Telephone type male (w/o mate)

EPB Series

ORDERING INFORMATION

Model	-	Body	Pres. Ref.	-	Range & Unit ⁽¹⁾		-	/Options
EPB	-	B0 C1	1 = Gauge 2 = Sealed 3 = Absolute	-	0.35B 0.7B 1B 1.5B 3.5B 7B 15B 35B 70B 150B 350B	5P 10P 15P 25P 50P 100P 250P 500P 1KP 2.5KP 5KP	-	/Z0, Z1, Z2, Z4 or Z* /V1 thru V10 or V* /L00F or L00M /M00F or M00M /X /C or RS

Examples of model construction: EPB-B01-7B-/Z1/V5/L3M/M2M

NORTH AMERICA

Measurement Specialties
 45738 Northport Loop West
 Fremont, CA 94538
 Tel: 1-800-767-1888
 Fax: 1-510-498-1578
 Sales: pfg.cs.amer@meas-spec.com

EUROPE

Measurement Specialties
 (Europe), Ltd.
 26 Rue des Dames
 78340 Les Clayes-sous-Bois, France
 Tel: +33 (0) 130 79 33 00
 Fax: +33 (0) 134 81 03 59
 Sales: pfg.cs.emea@meas-spec.com

ASIA

Measurement Specialties
 (China), Ltd.
 No. 26 Langshan Road
 Shenzhen High-Tech Park (North)
 Nanshan District, Shenzhen 518107
 China
 Tel: +86 755 3330 5088
 Fax: +86 755 3330 5099
 Sales: pfg.cs.asia@meas-spec.com

The information in this sheet has been carefully reviewed and is believed to be accurate; however, no responsibility is assumed for inaccuracies. Furthermore, this information does not convey to the purchaser of such devices any license under the patent rights to the manufacturer. Measurement Specialties, Inc. reserves the right to make changes without further notice to any product herein. Measurement Specialties, Inc. makes no warranty, representation or guarantee regarding the suitability of its product for any particular purpose, nor does Measurement Specialties, Inc. assume any liability arising out of the application or use of any product or circuit and specifically disclaims any and all liability, including without limitation consequential or incidental damages. Typical parameters can and do vary in different applications. All operating parameters must be validated for each customer application by customer's technical experts. Measurement Specialties, Inc. does not convey any license under its patent rights nor the rights of others.