

EB100 High Accuracy Miniature Pressure Sensor



- Miniature design (body \varnothing 11 mm)**
- High Accuracy**
- EMI Protected per CE Compliance**
- Wide Temperature Range**

DESCRIPTION

The new EB100 series of pressure transducers is the smallest design proposed by MEAS from the UltraStable™ line. The EB100 sets a new price / performance standard for demanding commercial and heavy industrial applications where high accuracy, small size and low weight are desirable. This series is suitable for measurement of liquid or gas pressure, including difficult media such as contaminated water, steam, and mildly corrosive fluids.

The EB100 uses MEAS' UltraStable™ technology that provides stability over a wide temperature range and performance previously available only in much higher priced sensors. The UltraStable™ technology employs a silicon-based strain gage, isolated from the media by an oil-filled capsule and a stainless steel diaphragm. The high stability is provided through MEMS-based technology, which also offers excellent repeatability and minimal hysteresis. The 100% stainless steel media isolation covers all but the most corrosive environments, offering excellent durability. Custom OEM designs are available including various ports and output options.

The standard version is suitable for many applications, but the dedicated design team at our Transducer Engineering Centre stands ready to provide a semi-custom design where the volume and application warrants.

FEATURES

- Miniature design and light weight
- Pressure range: 3.5 to 350 barA (50 psi to 5 Kpsi)
- 1% Total Error Band
- -40°C to +125°C Operating Temperature Range

APPLICATIONS

- Motor Sport: oil, coolant, fuel, brake systems
- Hydraulic/Pneumatic systems
- Automotive Test Stands
- Military/Aerospace Test Stands

STANDARD RANGES

Pressure Ranges		Type	Pressure Overload	Burst Pressure
(Bar)	(Psi)	Absolute	(rated pressure)	(rated pressure)
0 to 3.5	0 to 50	•	2X	3X
0 to 6	0 to 100	•	2X	3X
0 to 10	0 to 150	•	2X	3X
0 to 20	0 to 300	•	2X	3X
0 to 35	0 to 500	•	2X	3X
0 to 60	0 to 1K	•	2X	3X
0 to 100	0 to 1K5	•	2X	3X
0 to 200	0 to 3K	•	2X	3X
0 to 350	0 to 5K	•	2X	3X

EB100 High Accuracy Miniature Pressure Sensor

PERFORMANCE SPECIFICATIONS

Ambient Temperature: 25°C (unless otherwise specified)

PARAMETERS	MIN	TYP	MAX	UNITS	NOTES
Accuracy (combined non linearity, hysteresis, and repeatability)	-0.25		0.25	%Span	1
Long Term Stability (1 year)	-0.1		0.1	%Span	
Total Error Band (over compensated range)			±1	%Span	2
Bandwidth (-3 dB)			120	Hz	
Compensated Temperature	-20 (-4)		+125 (+257)	°C (°F)	
Operating Temperature	-40 (-40)		+125 (+257)	°C (°F)	
Storage Temperature	-40 (-40)		+125 (+257)	°C (°F)	
Vibration (20 to 200Hz)	20			g	3
Shock (11ms)	50			g	4
Pressure Cycles (Zero to Full Scale)	1			Million	
Weight (without cable)			15	grams	5
Ingress Protection	IP66				
Media Compatibility	All Materials Compatible with Stainless Steel				

For custom configurations, consult factory.

Notes

- Best fit straight line for all pressure ranges excepted for 350 bar or 5 kpsi = +/-0.5%.
- TEB includes all accuracy errors, thermal errors, span and zero tolerances.
- Per MIL-STD-810C, Procedure 514.2, Figure 514.2-2, Curve L.
- 1/2 sine per MIL-STD 202F Method 213B condition A.
- 21 grams per meter of cable to be added

CE Compliance

EN55022 Emissions Class A & B
IEC61000-4-2 Electrostatic Discharge Immunity (2kV contact/2kV air)
IEC61000-4-3 EM Field Immunity (3V/m)
IEC61000-4-4 Electrical Fast Transient Immunity (0.5kV)
IEC61000-4-6 Conducted Immunity (3V)

SUPPLY VOLTAGE / OUTPUT SIGNAL AND ELECTRICAL CONNECTION OPTIONS

SUPPLY VOLTAGE

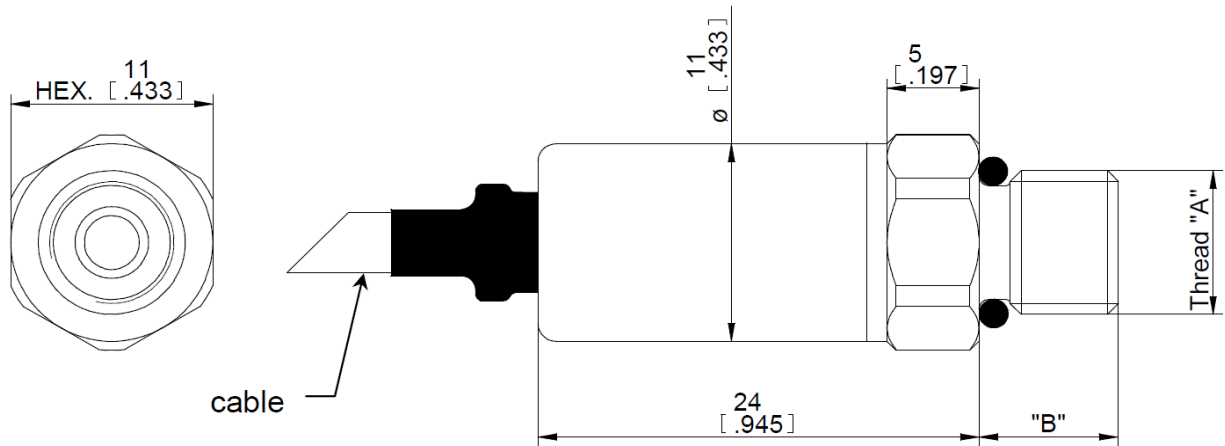
Code	Supply voltage	Output signal
U	8 to 30 V (current < 5 mA)	0.5 – 4.5 V

ELECTRICAL CONNECTION OPTIONS

Code	Connection
M	1 metre of shielded cable (PFA)
P	5 metres of shielded cable (PFA)
R	10 metres of shielded cable (PFA)
S	1 metre of shielded cable (PFA) fully covered by DR25

EB100 High Accuracy Miniature Pressure Sensor

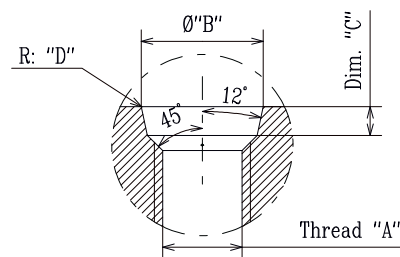
DIMENSIONS



PHYSICAL (SEE BLOCK DIAGRAM)				
MODEL	THREAD "A"	THREAD LENGTH "B"	O-RING SUPPLIED	INSTALLATION TORQUE (MAX.)
N	M5x0.8	8.6 (.34")	Ø3.6x1.5 VITON	1 Nm (9 In-Pounds)
V	10-32 UNF-2A	8.6 (.34")	Ø3.6x1.5 VITON	1 Nm (9 In-Pounds)
S	M8x1	9.6 (.38")	Ø6.07x1.63 VITON	3 Nm (27 In-Pounds)
Q	5/16-24 UNF-2A	9.6 (.38")	Ø6.07x1.63 VITON	3 Nm (27 In-Pounds)

INSTALLATION AND CONNECTION

RECOMMENDED PRESSURE FITTING DESIGN ⁽¹⁾			
Thread "A"	Dim. "B"	Dim. "C"	Dim. "D"
M5x0.8 ⁽²⁾	6.35 mm	1.5 mm	0.2 mm
10-32 UNF ⁽²⁾	0.25"	0.059"	0.008"
M8x1	9.1 mm	1.9 mm	0.3 mm
5/16-24 UNF-2A	0.358"	0.074"	0.012"

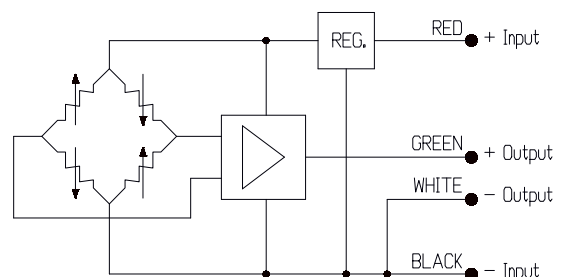


(1) This pressure fitting design is only a recommendation but it stays under customer's responsibility.

(2) For model M5x0.8 or 10-32 UNF used with pressure higher than 200 bar (3 kpsi) it is recommended to replace o-ring by bonded ring (ref: MSE05417) and to design the pressure fitting without o-ring chamber.

WIRING: SHIELDED CABLE 4 LEADS AWG26	
RED	+INPUT
GREEN	+OUTPUT
WHITE	-OUTPUT
BLACK	-INPUT

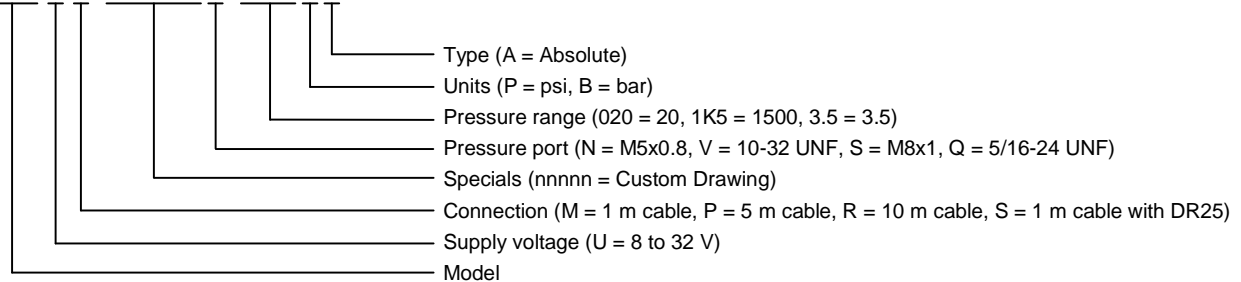
Cable shield not connected to body



EB100 High Accuracy Miniature Pressure Sensor

ORDERING INFORMATION

EB1UM-00000S-100BA



NORTH AMERICA

Measurement Specialties
 45738 Northport Loop West
 Fremont, CA 94538
 Tel: 1-800-767-1888
 Fax: 1-510-498-1578
 Sales: pfg.cs.amer@meas-spec.com

EUROPE

Measurement Specialties
 (Europe), Ltd.
 26 Rue des Dames
 78340 Les Clayes-sous-Bois, France
 Tel: +33 (0) 130 79 33 00
 Fax: +33 (0) 134 81 03 59
 Sales: pfg.cs.emea@meas-spec.com

ASIA

Measurement Specialties
 (China), Ltd.
 26 Langshan Road
 Shenzhen High-tech Park (North)
 Nanshan District
 Shenzhen 518107, China
 Tel: +86 755 33305088
 Fax: +86 755 33305099
 Sales: pfg.cs.asia@meas-spec.com

The information in this sheet has been carefully reviewed and is believed to be accurate; however, no responsibility is assumed for inaccuracies. Furthermore, this information does not convey to the purchaser of such devices any license under the patent rights to the manufacturer. Measurement Specialties, Inc. reserves the right to make changes without further notice to any product herein. Measurement Specialties, Inc. makes no warranty, representation or guarantee regarding the suitability of its product for any particular purpose, nor does Measurement Specialties, Inc. assume any liability arising out of the application or use of any product or circuit and specifically disclaims any and all liability, including without limitation consequential or incidental damages. Typical parameters can and do vary in different applications. All operating parameters must be validated for each customer application by customer's technical experts. Measurement Specialties, Inc. does not convey any license under its patent rights nor the rights of others.