

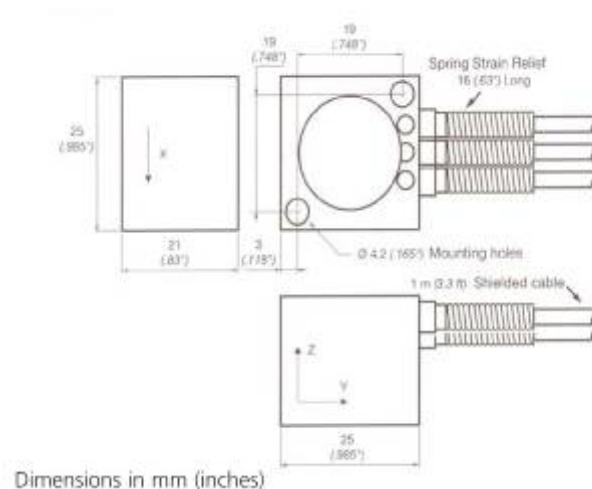
Model EGCS3-D Triaxial Accelerometer

DC Response
10,000 g Overrange Stops
High Sensitivity
Shielded Cable



The **Model EGCS3-D** triaxial accelerometer is available in ranges from ± 5 g through ± 5000 g. With overrange limit to $\pm 10,000$ g and spring strain relief, this rugged device is ideal for offshore, downhole and shock testing applications. Its small size and screw mounting ensure ease of installation while its low power requirements and DC output facilitate integration into data acquisition and monitoring systems. The EGCS3 also features CE Conformance to EN 61010-1, EN 50081-1 and EN 50082-1.

dimensions

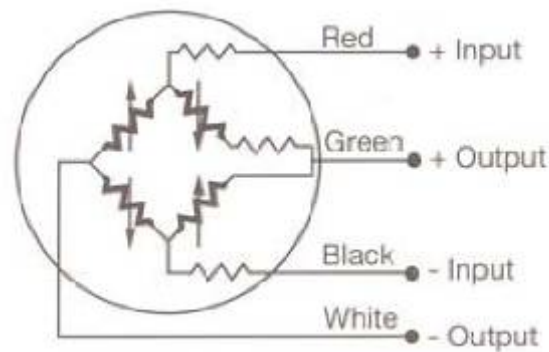


FEATURES

- 3 Axes
- Cable Strain Relief
- Static and Dynamic Measurement
- Frequency Response through 4000 Hz
- $\pm 1\%$ Non-Linearity
- -40°C to $+120^{\circ}\text{C}$ Operating Temperature Range
- 10,000 g Overrange Protection

APPLICATIONS

- Blast Testing
- Machine Control
- Performance Testing
- Engine Testing



Model EGCS3-D Accelerometer

performance specifications

All values are typical at 24°C and 15 Vdc excitation unless otherwise stated. Measurement Specialties, Inc. reserves the right to update and change these specifications without notice. Standard product parameters are described in PSC-1004 for Plug & Play

Parameters

DYNAMIC

| | | | | | | | | | | |
|--|-------|-------|-------|-------|---------|--------|--------|--------|--------|--------|
| Range (g) | 5 | 10 | 25 | 50 | 100 | 250 | 500 | 1000 | 2500 | 5000 |
| Sensitivity (mV/g) | 30 | 20 | 8 | 4 | 2 | 0.8 | 0.4 | 0.2 | 0.08 | 0.04 |
| Nominal Freq. Response (Hz) | 0-150 | 0-200 | 0-400 | 0-600 | 0-900 | 0-1300 | 0-1750 | 0-2500 | 0-3500 | 0-4000 |
| Nominal Resonance (Hz) | 300 | 400 | 800 | 1200 | 1800 | 2600 | 3500 | 5000 | 7000 | 8000 |
| Non-Linearity (%) | | | | | ±1 | | | | | |
| Transverse Sensitivity (% MAX) | | | | | 2 | | | | | |
| Zero Acceleration Output (±mV) | | | | | 15 | | | | | |
| Thermal Zero Shift (50°C/100°F) | | | | | ±2.0 mV | | | | | |
| Thermal Sensitivity Shift (50°C/100°F) | | | | | ±2.5% | | | | | |
| Damping Ratio (Nominal) | | | | | 0.7 | | | | | |

ELECTRICAL

| | |
|--------------------------|------|
| Voltage Excitation (Vdc) | 15 |
| Input Resistance (Ohms) | 2K |
| Output Resistance (Ohms) | 1K |
| Cable Output Connections | |
| Red | +EXC |
| Black | -EXC |
| Green | +OUT |
| White | -OUT |

PHYSICAL

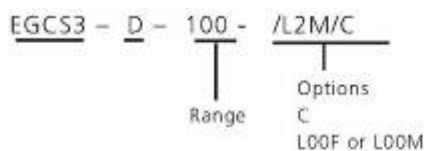
| | |
|---------------------------|----------|
| Case Material | Aluminum |
| Cable Length (meter/feet) | 1 / 3.28 |
| Weight (grams) | <50 |
| Mounting | Screw |

ENVIRONMENTAL

| | | | | | | | | | | |
|---------------------------------|-----------------------|------|------|------|-------|-------|-------|-------|-------|-------|
| Shock Limit Sensitive Axis (g) | 500 | 1000 | 2000 | 5000 | 10000 | 10000 | 10000 | 10000 | 10000 | 10000 |
| Operating Temperature (°C/°F) | -40 to 120/-40 to 250 | | | | | | | | | |
| Compensated Temperature (°C/°F) | 20 to 80/70 to 170 | | | | | | | | | |

The information in this sheet has been carefully reviewed and is believed to be accurate; however, no responsibility is assumed for inaccuracies. Furthermore, this information does not convey to the purchaser of such devices any license under the patent rights to the manufacturer. Measurement Specialties, Inc. reserves the right to make changes without further notice to any product herein. Measurement Specialties, Inc. makes no warranty, representation or guarantee regarding the suitability of its product for any particular purpose, nor does Measurement Specialties, Inc. assume any liability arising out of the application or use of any product or circuit and specifically disclaims any and all liability, including without limitation consequential or incidental damages. Typical parameters can and do vary in different applications. All operating parameters must be validated for each customer application by customer's technical experts. Measurement Specialties, Inc. does not convey any license under its patent rights nor the rights of others.

ordering info



| | | |
|---------------------------------|----------|---|
| COMPENSATED TEMPERATURE RANGES: | STANDARD | = 20°C to 80°C (70°F to 170°F) |
| | Z* | = Non-standard, contact factory |
| EXCITATION VOLTAGE: | STANDARD | = 15VDC |
| SPECIAL CABLE LENGTH: | L00F | = Replace "00" with total length in feet. |
| | L00M | = Replace "00" with total length in meters. |
| CONNECTOR WIRED TO CABLE: | C | = Microtech type male or equivalent |